

Brazil s export price for optoelectronic fusion low-temperature resistant products CIF price



Overview

Download raw data for further analysis. The total value of exports (FOB) is US\$ 348,676 million. Hirschman Herfindahl Market concentration index is 0. Explore applied tariffs, bound duties, import/export trends, and compare trade relationships with the most detailed global database. Export Prices in Brazil increased to 159 points in March from 158 points in February of 2026. 77 points from 1977 until 2026, reaching an all time high of 191. Between February 2025 and February 2026 the exports of Brazil have increased by \$3. This includes a detailed market research of 207 companies, enriched with industry statistics, insights, and a lot. Panjiva is an intelligence platform that's bringing transparency to global trade through our robust global coverage, powerful machine-learning technologies, and dynamic data visualizations. Whether you're looking to identify potential business partners, keep track of competitors, or find investment.


Brazil's export price for optoelectronic fusion low-temperature resistors



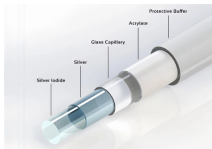
Data is sourced directly from Receita Federal and Brazil's national port authorities, ensuring high accuracy, full traceability, and compliance with customs protocols.




11 comprehensive market analysis studies and research reports on the Brazil Optoelectronic Devices sector, offering an overview with historical data since 2019 and forecasts up to 2030.



Brazil optoelectronic components market encounters challenges related to ensuring performance and reliability in optoelectronic devices. Limited availability of specialized optoelectronic components and ...



Price & Quantum Index Series with indices that decompose the value into prices and volumes of total flows, sectors, countries, and economic blocs.



This section shows exports and imports data at subnational level for Brazil. Click any date in the line plot, any subnational region in the treemap, or any product, destination or origin country to explore ...



As Brazil's automotive sector continues to innovate and develop self-driving cars, the demand for optoelectronic components will increase. Manufacturers can seize this opportunity by supplying the ...



We provide our clients with transactional data covering 35% of global trade flows. Armed with this data, you can decide where and when to invest. Understand your market share by seeing ...



Data includes annual and monthly exports and imports, tariffs, foreign direct investment (FDI), global value chain (GVC) participation, and the Services Policy Restrictiveness Database.



Explore applied tariffs, bound duties, import/export trends, and compare trade relationships with the most detailed global database. Download raw data for further analysis.



This page provides the latest reported value for - Brazil Export Prices - plus previous releases, historical high and low, short-term forecast and long-term prediction, economic calendar, survey consensus ...

Contact Us

For more information, pricing, or custom solutions, please contact us:

Website: <https://indzawo.co.za>

Email: sales@indzawo.co.za

Phone: +27 71 296 8473

Address: 22 Quantum Street, Midrand, 1685, Gauteng, South Africa

This document is for informational purposes only. Specifications subject to change without notice.

