

## Complete Collection of Cable Tray Elbow Diagrams



## Complete Collection of Cable Tray Elbow Diagrams




This CAD DWG file provides a comprehensive cable ladder layout including perforated cable trays, solid covers, ceiling slab integration, and support brackets. The drawing details flexible earthing jumpers, ...



Explore our full collection of Metallic Ladder 3D Drawing for Cablofil products, including horizontal fittings, vertical fittings and metallic tray.




Extra wide aluminum rungs are welded to extruded aluminum I-beam siderails. Every second rung is reversed to allow for easy top or bottom mounting of cable ties and clamps. All edges and welds are ...



Cable tray wiring systems are well suited for computer aided design drawings. A spread sheet based wiring management program may be used to control the cable fills in the cable tray.




The document contains engineering drawings showing dimensions and details for an elbow cable tray connector, including side views of the connector with and without a cover, a plan view, and a section ...



Cable tray wiring systems are well suited for computer aided design ...



Our cable tray design considerations guide details key factors to consider when designing cable tray systems for industrial and commercial applications. Browse or download the cable tray catalog for ...



Download a comprehensive set of Cable Tray Installation CAD Blocks in DWG format, ideal for electrical engineers, MEP designers, and industrial layout planners.




Get all the essential tools and documents you need for your cable management projects at ApexTray.

LoRawan outdoor base station



Hubbell's NEXTFRAME® Ladder Tray is the effective and widely used cable runway that supports and delivers bundles of cable between cabinets, racks, and closets, along walls, and suspended from ...



Free CAD and BIM blocks library - content for AutoCAD, AutoCAD LT, Revit, Inventor, Fusion 360 and other 2D and 3D CAD applications by Autodesk. CAD blocks and files can be ...

## Contact Us

For more information, pricing, or custom solutions, please contact us:

Website: <https://indzawo.co.za>

Email: [sales@indzawo.co.za](mailto:sales@indzawo.co.za)

Phone: +27 71 296 8473

Address: 22 Quantum Street, Midrand, 1685, Gauteng, South Africa

This document is for informational purposes only. Specifications subject to change without notice.

