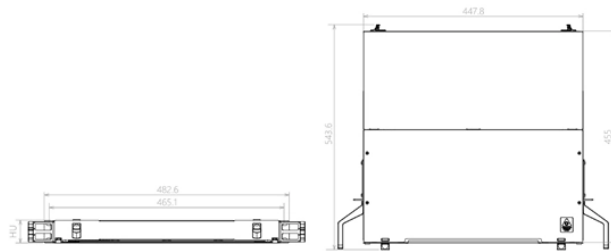


## Debugging EDFAPAM4 in Myanmar

Component Diagram



Key dimensions



## Debugging EDFAPAM4 in Myanmar



Debugging is the process of finding and fixing errors or bugs in the source code of any software. When software does not work as expected, computer programmers study the code to determine why any ...



Under shadPS4 Project, right-click on the shadps4 (executable) solution and click Set as Startup Item. This will let you start and debug shadPS4 using the VS debug buttons, as well as the default F5 ...



This article describes the debugging features of VS Code and how to get started with debugging in VS Code. You also learn how you can use Copilot in VS Code to accelerate setting up your debugging ...



Debugging is the identification and resolution of existing and potential issues in software or hardware. Examples of these issues include faulty code (such as source code with logic errors) and ...




These errors can be detected and corrected by employing Error Correction Codes (ECCs). The RTG4 FPGA RAM blocks have built-in EDAC controllers to generate the error correction codes for ...



Most of the EDAC core is focused on doing Memory Controller error detection.



Debugging can be defined as the process of finding the root of a problem in a code base and fixing it. Usually we'll start by thinking out all possible causes, then testing each of this ...



Debugging is a computer engineering process that identifies, isolates and corrects or determines the best way to work around a problem in applications.




In engineering, debugging is the process of finding the root cause, workarounds, and possible fixes for bugs. For software, debugging tactics can involve interactive debugging, control flow analysis, log file ...



Shanghai ICP Recordal No.09049794.



To test the EDAC driver on Zynq platform manually, below are the changes required in FSBL and U-Boot source: FSBL changes: If the ECC is enabled on Zynq, then ram size will be reduced to half. So ...



Select the applicable platform using the radio buttons below each flashcode. Press the "Decode Flashcodes" button. As you select each platform, it will show you which flashcode formats ...




Learn how to get started with Windows debugging. Install WinDbg, configure your debugging environment, and master kernel-mode and user-mode debugging techniques.



Debugging in Software Engineering is the process of identifying and resolving errors or bugs in a software system. It's a critical aspect of software development, ensuring quality, ...



If you are the owner of the Xiaomi Redmi 4X and you want to know; how to enable USB debugging on your Xiaomi Redmi 4X. Here we will guide you how to enable USB debugging mode ...



Debugging is the process of finding, isolating and resolving coding errors known as bugs in software programs. Debugging helps uncover the cause of coding errors, prevent software function ...



This package contains a variety of python modules for Myanmar text processing, such as syllabification, romanization, encoding conversion, etc. Only python3 is currently supported at the moment.



Debugging is the process of identifying, analysing, and fixing errors or bugs in software code to ensure it runs smoothly and performs as expected.



Once you got all the files you need to first extract the files stored on the \*.zip of the rom you downloaded on a folder (for simplicity's sake you should call the folder something easy and sort ...



Myanmar Tools: Project home for Myanmar specific software applications, library packages, language, script, NLP, Unicode and font tools.

## Contact Us

For more information, pricing, or custom solutions, please contact us:

Website: <https://indzawo.co.za>

Email: [sales@indzawo.co.za](mailto:sales@indzawo.co.za)

Phone: +27 71 296 8473

Address: 22 Quantum Street, Midrand, 1685, Gauteng, South Africa

This document is for informational purposes only. Specifications subject to change without notice.

