

Diagram of square holes for network cabinet installation




Diagram of square holes for network cabinet installation



Before installing system components, locate the hole pattern in the rack rails to allow adequate Unit height (U) of vertical space. Rack cabinets that meet EIA-310 standards have an ...



It is recommended that the roof be perforated with at least 20% open area, unless the cabinet only contains Cisco MDS 9020 Fabric Switches, in which case the roof does not have to be perforated. An ...



Page 1 Assembly of the 800mm x 800mm NC 42U-Type Network Cabinet is illustrated in this document, although the instructions cover other depths, widths and heights as well as standard door installation.



This Rack Cabinet is fully loaded and includes two (2) pairs of infinitely adjustable sliding EIA square-hole rails, punch-outs for cable entry and/or fan cooling and comes in a variety of sizes and depths.



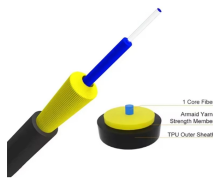
When planning the floor space utilization of your facility, be aware that a typical cabinet occupies 12 square feet (1.115 sq. m) of floor space, which corresponds to three tiles, each tile measuring 2 x 2 ...



For rails with square holes, use retainer nuts. Note that the following figure shows relative positions for these nuts in the rack rails to mount the shelf and device.




Basically you put one tab in, put the tool in the other side of the hole with the hook pointing inward, latch the free tab, and pull toward you. The one I have has a blue handle and 3 reference ...



The following diagram shows various TV distribution scenarios using the Wiselan® unit. This configuration applies to both standard house type wiring and communal systems.



Included in this section are the minimum composition requirements and installation methods for NetShelter SX Cabinets. All cable and equipment shall be installed in a neat and workmanlike manner.



ch mounting holes on 1-inch spacing. Also provided at the center rear of the enclosure's mounting plinth is a grounding location that provides 3/8-16 threaded holes for installation of a customer provided two ...



Be among the first to receive important product updates, insights and news.



Mount 19-in rack-mount hardware, which includes servers and voice, data, networking, internetworking, and APC power-protection equipment. Rack has a static load of 907 kb (2000lb) and a max ...



A guide to planning a server rack installation and cabinet layout including cabling, cooling, power and monitoring considerations, by Server Room Environments



3.2.4.8 Stub-up installation usually single sections of small diameter metal conduit. They typically originate at a 03 mm (4 in) square box installed in drywall or paneling. The stub-up continues ...

Contact Us

For more information, pricing, or custom solutions, please contact us:

Website: <https://indzawo.co.za>

Email: sales@indzawo.co.za

Phone: +27 71 296 8473

Address: 22 Quantum Street, Midrand, 1685, Gauteng, South Africa

This document is for informational purposes only. Specifications subject to change without notice.

