

# Does the RTL8213 not support optical modules



## Overview

A distinctive feature is the lack of binding to the modules of a particular manufacturer, as well as support for write-protected transceivers. The device has been designed as a compact USB coding board for 1G SFP, 10G SFP+ and 25G SFP28 transceivers. The RTL8213B is apparently a gigabit ethernet <-> fiber converter. So if anyone happens to know how to get a hold of it, I've looked for a datasheet for this chip, but can't find anything. The RTL8213B is. The other thing is that - how are you going to launch the optic?


The only thing that I can see is you have the SFP module/port at the other end of the datasheet and it magically goes from SGMII to optics for you. Some do provide what you want but you should state it out exactly what module you are. There is a need to install a GigaBlox Nano switch and an RTL8213B media converter on the board. The controllers only set the speed to 100M. 1000M does not work in any way. Here you can find various types and values of electronic parts from the world's leading manufacturers. The RTL8213M-GR components of Jotrin Electronics are carefully chosen, undergo stringent quality. RTL8213B-CG technical specifications, attributes, and parameters. No

longer need to assemble boards yourself, JLCPCB helps you assemble the part RTL8213B-CG for free.


## Does the RTL8213 not support optical modules




Description: INTEGRATED 10/100/1000 GIGABIT ETHERNET TRANSCEIVER. 63 Results. Part #: RTL8211B-GR. Datasheet: 699Kb/47P. Manufacturer: Realtek Semiconductor Corp..



Here you can find various types and values of electronic parts from the world's leading manufacturers. The RTL8213M-GR components of Jotrin Electronics are carefully chosen, undergo stringent quality ...



REALTEK SEMICONDUCTOR CORP.



Thanks. That's for RTL8212 and not RTL8213 though. They are quite different IC's, but I suppose they share a lot of the registers.



Device families that are not supported yet by Clarity Designer still require the use of IPexpress. Clarity Designer is currently only available for the ECP5, CrossLink and CrossLinkPlus device family.



mon MDI interface to support 1000Base-T, 100Base-TX, and 10Base-T. This interface consists of four signal pairs-A, B, C, and D. Each signal pair consists of two bi-directional pins that can transmit and ...




Some do provide what you want but you should state it out exactly what module you are using because as far as I know, many modules are straight RJ45-to-optics. After that it's matching network.



There is a need to install a GigaBlox Nano switch and an RTL8213B media converter on the board. The communication between the controllers is capacitive. Four pairs are connected. The ...



The coding boards make able to successfully recode transceivers most popular form factors produced by different world factories. A distinctive feature is the lack of binding to the modules of a particular ...



RTL8213B-CG from Realtek Semicon - Ethernet Transceivers is available for JLCPCB assembly, check the stock, pricing and datasheet, and let JLCPCB helps you assemble the part RTL8213B-CG for free.

## Contact Us

For more information, pricing, or custom solutions, please contact us:

Website: <https://indzawo.co.za>

Email: [sales@indzawo.co.za](mailto:sales@indzawo.co.za)

Phone: +27 71 296 8473

Address: 22 Quantum Street, Midrand, 1685, Gauteng, South Africa

This document is for informational purposes only. Specifications subject to change without notice.

