

## High Density of Cambodian Export Hotspots



### Overview

In 2024, the top exports of Cambodia were Knit Sweaters (\$3. 12B), and Exports, Imports, Products, Tariffs, GDP and related Development Indicator. Cambodia had a total export of 21,676,660. 70 in thousands of US\$ leading to a negative trade balance of -2,734,070. That dollar amount results from a 78% increase from \$17. 4B current US\$), the number 65 (out of 226) in total exports, the number 147 (out of 193) economy in terms of GDP per capita (current US\$).  $\Delta$  Note: For each fiscal year, commodity rankings are based on the latest available month of that year. Major export products were apparel, footwear, electrical machinery, and vehicles, with Germany and Italy being the best destination markets. As an exporter, manufacturer, or.

## High Density of Cambodian Export Hotspots



This visualization shows the participation rate of a country in the global export market for each product it exports. It highlights the extent to which the country is involved in the international trade of each ...



This dataset presents export data for Cambodia, highlighting the top 20 categories (chapters), the total export value for each chapter. ⚠ Note: For each fiscal year, commodity ...




The Cambodian two-way trades with major countries surpassed \$30.57 billion from January through June, which represented an increase of 17.2 percent compared to the same period ...




At Exim Trade Data, access Cambodia Export Data, Cambodia customs data and Cambodia shipment data with details on products, buyers, suppliers, ports, and trade statistics.



Cambodia's exports reached USD 14.29 billion in the first half of 2025, marking a 17.2% year-on-year (YoY) growth despite external trade headwinds. This strong performance was observed ...



Discover cambodia export data, key trade trends, and market insights with Cypher Exim to boost your global sourcing and business decisions.




Cambodia Trade Statistics including exports and imports by partner and products, tariffs and relevant development indicators.



Gems and precious metals represent the fastest grower among the top 10 export categories, up by 117.3% from 2024 to 2025. In second place for improving export sales was the fruits and nuts ...



Diverging August trade statistics, with Cambodia reporting \$46 million in overall exports versus Thailand's \$310,000 in border exports, have raised concerns among businesses and ...



Cambodia Exports: fob: Total data is updated monthly, averaging 4,618.772 KHR bn (Median) from Jun 2013 to Mar 2026, with 154 observations. The data reached an all-time high of ...

Products Creating Cambodia's Best Trade Surpluses  
 Products Causing Cambodia's Largest Trade Deficits  
 Cambodian Export Companies  
 Cambodia incurred an overall -US\$631.7 million trade deficit in 2023. That amount of red ink represents a -93.3% reduction from Cambodia's -\$9.4 billion deficit one year earlier for 2022. Below are exports from Cambodia that result in negative net exports or product trade balance deficits. These negative net exports reveal product categories where ...  
 See more on worldstopexports  
 Missing: Hotspots  
 Must include: Hotspots

```

.b_imgcap_alttitle p
strong,.b_imgcap_alttitle .b_factrow strong{color:#767676}#b_results .b_imgcap_altit
le{line-height:22px}.b_imgcap_alttitle{display:flex;flex-direction:row-
reverse;gap:var(--mai-smtc-padding-card-nested-default)}.b_imgcap_alttitle
.b_imgcap_img{flex-shrink:0;display:flex;flex-direction:column}.b_imgcap_alttitle
.b_imgcap_main{min-width:0;flex:1}.b_imgcap_alttitle
.b_imgcap_img>div,.b_imgcap_alttitle .b_imgcap_img a{display:flex}.b_imgcap_alttitle
.b_imgcap_img img{border-radius:var(--mai-smtc-corner-card-default)}.b_hList
img{display:block}.b_imagePair ner img{display:block;border-radius:6px}.b_algo
.vtv2 img{border-radius:0}.b_hList .cico{margin-bottom:10px}.b_title .b_imagePair>
ner,.b_vList>li>.b_imagePair> ner,.b_hList .b_imagePair>
ner,.b_vPanel>div>.b_imagePair> ner,.b_gridList .b_imagePair> ner,.b_caption
.b_imagePair> ner,.b_imagePair> ner>.b_footnote,.b_poleContent .b_imagePair>
ner{padding-bottom:0}.b_imagePair> ner{padding-
bottom:10px;float:left}.b_imagePair.reverse> ner{float:right}.b_imagePair
.b_imagePair:last-child:after{clear:none}.b_algo .b_title .b_imagePair{display:block}.
b_imagePair.b_cTxtWithImg>*{vertical-align:middle;display:inline-
block}.b_imagePair.b_cTxtWithImg> ner{float:none;padding-
right:10px}.b_imagePair.square_s> ner{width:50px}.b_imagePair.square_s{padding-
left:60px}.b_imagePair.square_s> ner{margin:2px 0 0 -60px}.b_imagePair.square_s.r
everse{padding-left:0;padding-right:60px}.b_imagePair.square_s.reverse>
ner{margin:2px -60px 0 0}.b_ci_image_overlay:hover{cursor:pointer}
sightsOverlay,#OverlayIFrame.b_mcOverlay sightsOverlay{position:fixed;top:5%;left:
5%;bottom:5%;right:5%;width:90%;height:90%;border:0;border-radius:15px;margin:0
;padding:0;overflow:hidden;z-index:9;display:none}#OverlayMask,#OverlayMask.b_
mcOverlay{z-index:8;background-
color:#000;opacity:.6;position:fixed;top:0;left:0;width:100%;height:100%}The
Observatory of Economic Complexity

```

## Contact Us

For more information, pricing, or custom solutions, please contact us:

Website: <https://indzawo.co.za>

Email: [sales@indzawo.co.za](mailto:sales@indzawo.co.za)

Phone: +27 71 296 8473

Address: 22 Quantum Street, Midrand, 1685, Gauteng, South Africa

This document is for informational purposes only. Specifications subject to change without notice.

