


# How many years does it take for relay protection to be recertified



## Overview

110 (4), ER (Electricity Regulations) 1994; any protective relay and device of an installation will need to be checked, tested and calibrated by a competent person at least once every two years, or at any time as directed by the Energy Commission. According to ANSI/NFPA 70B, relays in industrial settings should be tested every two years. IEC and other standards dictate a maximum of three years between tests. They were talking about doing away with full testing on microprocessor based relays. For the purposes of defining the maintenance intervals in Attachment 2, Table 1, the maximum maintenance interval for an unmonitored protective relay (6 calendar years) is specified for all electromechanical and solid-state transmission-class relays used on, or designed to protect, the Bulk. According to Reg. Why is protective relay testing. Protective circuit functional testing, including lockout relay testing, must take place immediately upon installation, every 2 years thereafter, and upon any change in wiring.

## How many years does it take for relay protection to be recertified



According to ANSI/NFPA 70B, relays in industrial settings should be tested every two years. IEC and other standards dictate a maximum of three years between tests.



When required to operate because of a faulted or undesirable condition, it is imperative that protective relays function correctly. A strong maintenance and test program will ensure protective relays ...




Additionally, in order to ensure that protective relays continue to safely and efficiently fulfill their purpose, NFPA 70B 2016 states that they must undergo periodic testing every two years.





For components installed before April 1, 2015, entities had until April 1, 2021 (six years) or April 1, 2027 (twelve years) to align with the new program. New components must follow the ...





The NETA specification is a good starting point, as are manufacturer instructions. Most manufacturers in the area of the US Gulf Coast seem to do 2-5 years, three years being perhaps the ...


	<p>Protective circuit functional testing, including lockout relay testing, ...</p>
---	--

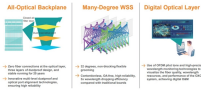
	<p>According to Reg. 110 (4), ER (Electricity Regulations) 1994; any protective relay and device of an installation will need to be checked, tested and calibrated by a ...</p>
---	---

	<p>For components installed before April 1, 2015, entities had until April 1, 2021 (six years) or April 1, 2027 (twelve years) to align with the new program. ...</p>
--	---

	<p>Periodic maintenance and testing is necessary to ensure your protection scheme continues to provide satisfactory performance for many years after installation.</p>
---	--

	<p>Protective circuit functional testing, including lockout relay testing, must take place immediately upon installation, every 2 years thereafter, and upon any change in wiring.</p>
---	--

	<p>According to Reg. 110 (4), ER (Electricity Regulations) 1994; any protective relay and device of an installation will need to be checked, tested and calibrated by a competent person at least once every ...</p>
---	--



A general rule of thumb would be to visually inspect every one to two years, secondary injection testing every one to three years, and primary injection every three to five years or on major changes.



The protection scheme may have a shorter overall maintenance interval due to the presence of unmonitored components (e.g., electromechanical lockout relays directly in the trip path) that require ...

## Contact Us

For more information, pricing, or custom solutions, please contact us:

Website: <https://indzawo.co.za>

Email: [sales@indzawo.co.za](mailto:sales@indzawo.co.za)

Phone: +27 71 296 8473

Address: 22 Quantum Street, Midrand, 1685, Gauteng, South Africa

This document is for informational purposes only. Specifications subject to change without notice.

