


How to apply voltage to relay protection



How to apply voltage to relay protection



A network can be replaced by a simple circuit, where the electro-motoric force voltage equals the open circuit voltage of the network and the internal impedance equals the impedance of the network ...




The purpose of this guide is to provide protection engineers with information that helps them to properly apply relays and other devices to protect three-phase high-voltage transmission lines.



The Transil is a must in relay drive circuits. It guarantees a reliable and efficient protection while reducing the delay between the coil drive turn-off and the contact release.



Many industries use voltage protection relay systems, especially those in high-voltage situations. Below, we'll delve further into how relay systems work, ...




Distance relays, also known as impedance relay, differ in principle from other forms of protection in that their performance is not governed by the magnitude of the current or voltage in the protected circuit ...



Protective relays using electrical quantities are connected to the ...



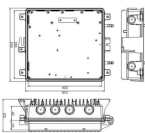
As the protected components of the electrical systems have changed in size, configuration and their critical roles in the power system supply, some protection aspects need to be revisited (i.e. the use of ...




The norms of protection of generators, transformers, lines and capacitor banks are also given. The procedures of testing switchgear, instrument transformers and relays are explained in detail.



Effective relay protection in HV/MV substations requires a thorough approach encompassing calculations, precise settings, meticulous coordination, informed relay selection, and ...



Intended audience This manual addresses the protection and control engineer responsible for planning, pre-engineering and engineering. The protection and control engineer must be experienced in ...



When the voltage level goes beyond a specific threshold, it causes the relay contacts to either open or close, depending on the relay type. This action disconnects or connects the load, ...



The complete protection system for a line consists of three overcurrent relays for phase fault protection and one overcurrent relay for ground fault protection.

Contact Us

For more information, pricing, or custom solutions, please contact us:

Website: <https://indzawo.co.za>

Email: sales@indzawo.co.za

Phone: +27 71 296 8473

Address: 22 Quantum Street, Midrand, 1685, Gauteng, South Africa

This document is for informational purposes only. Specifications subject to change without notice.

