


How to connect to Huawei AI server



Overview

Log in to the Huawei Cloud Flexus X console, select the server created using this solution, and click Remote Login. Through standardized MCP specifications, it enables AI assistants to operate Huawei Cloud resources within conversational workflows. This section describes how to configure the Atlas 300I Pro inference card for the Atlas 800 inference server (model 3010) to quickly install the Ascend NPU driver firmware and CANN (AI heterogeneous computing architecture) software and roll out inference services. Before. This solution utilizes CloudShell for remote login to the cloud server via port 22. An IP address whitelist is pre-configured. Following successful deployment, environment initialization, including downloading ollama and DeepSeek-R1-Distill. Note: by default the password is ADMIN (all uppercase). Please quote the reference number above if you need to contact us about your problem. It covers both the official hosted services provided by DeepSeek and the various options for self-hosting the API. For information about local deployments without API. Huawei has unveiled what it calls the world's most powerful SuperPoDs and SuperClusters, marking a decisive step in China's effort to create self-sufficient AI infrastructure. At

HUAWEI CONNECT 2025 in Shanghai, Rotating Chairman Eric Xu detailed the company's newest high-performance computing.

How to connect to Huawei AI server



Obtain the username and password provided by your ISP from the original router. Connect the WAN port of the original router to any Ethernet port of the new router using an Ethernet cable.



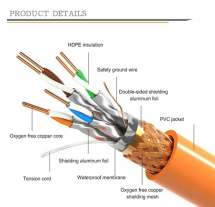
6.3 Huawei Ascend NPUs The MindIE framework from Huawei Ascend community supports the BF16 version of DeepSeek-V3. Sources: README.md 341-342 7. API Usage Examples ...




This article explores how Huawei's strategy of tightly coupling cutting-edge interconnect technology with large-scale compute nodes positions it as a formidable rival to established players like Nvidia, while ...



To access the server remotely, simply use CloudShell. Following successful deployment, environment initialization, including downloading ollama and DeepSeek-R1-Distill model, is estimated ...



You'll be prompted to change this on first login. If you forget the new password, you'll need to perform a pin reset of the hub. Please quote the reference number above if you need to contact us about your ...



Quick Rollout This section describes how to configure the Atlas 300I Pro inference card A300I Pro inference card for the Atlas 800 inference server (model 3010) to quickly install the Ascend NPU ...



In this article, you will learn how to create a chatbot step by step using Huawei Cloud and how you can utilize large language models. Additionally, you will discover how your chatbot can...



This chapter mainly introduces Huawei Ascend AI processor and Huawei Atlas AI computing solution, focusing on the hardware and software architecture of Ascend AI processor and Huawei's full-stack ...



Log in to your Huawei iMaster NCE (CloudCampus) web interface. At the top, click on Design > Template Management. On the left, click...



Through standardized MCP specifications, it enables AI assistants to operate Huawei Cloud resources within conversational workflows, supporting core services including ECS, OBS, GaussDB, and other ...

Contact Us

For more information, pricing, or custom solutions, please contact us:

Website: <https://indzawo.co.za>

Email: sales@indzawo.co.za

Phone: +27 71 296 8473

Address: 22 Quantum Street, Midrand, 1685, Gauteng, South Africa

This document is for informational purposes only. Specifications subject to change without notice.

