

How to fix an overly long pigtail




Overview

The video tutorial demonstrates the depin and repin method for repairing automotive wiring harness connectors, specifically pigtails. Short answer: An automotive wiring pigtail is a short section of wire with a pre-attached connector that lets you repair or replace a damaged plug without replacing the entire harness. The problems with this approach are many: added rental car. How To Set Up Your Welder + Tips, Tricks & Techniques!! How to Splice in New Car Electrical Connectors How to Replace Automotive Pigtails and Repair Broken Wiring in Your Car or Truck by @GettinJunkDone Audio tracks for some languages were automatically generated. The National Electrical Code (NEC) requires a pigtail to be at least six inches long.

How to fix an overly long pigtail



The National Electric Code requires a pigtail wire to be least six ...



In this step-by-step guide, we will explore the process of replacing a pigtail connector. Whether you are a DIY enthusiast or someone facing an electrical issue, understanding how to ...



How to Replace Automotive Pigtails and Repair Broken Wiring in Your Car or Truck by @GettinJunkDone



Our favorite hack for longer, thicker looking braids, is with a Classic Set. We have a 21" or 24" Classic Set depending on how long you want your hair ...



A pigtail electrical wire connector is a simple DIY project, whether ...



Purchase from verified suppliers like Custom Connector Kits, which stocks OEM-equivalent pigtails from Deutsch, TE Connectivity, and Delphi. Avoid unbranded connectors lacking ...




Our comprehensive, how-to guide for repairing or replacing automotive connectors or wiring harnesses.




The National Electric Code requires a pigtail wire to be least six inches long. Electricians often cut their own pigtails from scrap wire, but green grounding pigtails are also available with pre ...



Learn the professional technique for creating wire pigtails to ensure safe, secure, and long-lasting electrical connections.



Knowing how to make an electric pigtail is essential for car wiring projects. You might encounter damaged wire sections or short wires that need extensions to create electrical continuity ...



A pigtail electrical wire connector is a simple DIY project, whether you need to extend a short wire or connect neutral, hot, and ground wires to a circuit.



The video tutorial demonstrates the depin and repin method for repairing automotive wiring harness connectors, specifically pigtails. It outlines seven easy steps to replace a pigtail ...

Contact Us

For more information, pricing, or custom solutions, please contact us:

Website: <https://indzawo.co.za>

Email: sales@indzawo.co.za

Phone: +27 71 296 8473

Address: 22 Quantum Street, Midrand, 1685, Gauteng, South Africa

This document is for informational purposes only. Specifications subject to change without notice.

