


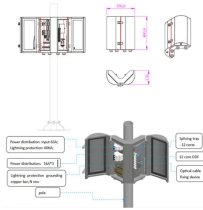
## How to install a network rack all-in-one machine




## How to install a network rack all-in-one machine



Learn how to rack a server with this detailed step-by-step guide. Includes setup tips, cable management, cooling, and safety practices.



Before installing the chassis in the rack, compare the rail installation in the rack against the following layout images. If the rail installation is different than ...



By utilizing a standard network rack mounting system, you gain the flexibility to expand and customize the setup to meet your unique requirements. This guide focuses on assembling a ...



This is what it takes to upgrade your small business office network with Ubiquiti gear! The wall rack installed is a NavePoint 9U, short depth, in black with...



A properly installed network rack keeps your equipment organized, cool, and easy to maintain. Whether you're setting up a home network, small business, or AV closet, this guide walks ...



My updated home network and rack setup for 2025, including all the Ubiquiti UniFi hardware and beyond that I'm using, and how I keep it secure.



Before installing the chassis in the rack, compare the rail installation in the rack against the following layout images. If the rail installation is different than what is shown in each layout, ...



In this guide, we'll see the tools you'll need, the best and proven practices for server rack setup and network rack setup, and the detailed steps you'll need to follow to achieve an efficient and ...



This article shows information about installing PowerEdge Rack & Tower Servers and configuring iDRAC and iSM.



The Setup.exe is the ultimate mobile workstation for network racks. Install your hardware faster than ever before or flip the tool to let it hold your laptop or other ...



The Setup.exe is the ultimate mobile workstation for network racks. Install your hardware faster than ever before or flip the tool to let it hold your laptop or other hardware securely.



Before installing your server in a rack cabinet, review the following guidelines: Two or more people are required to install the device in a rack cabinet. Ensure that the room air temperature is below 35°C ...

## Contact Us

For more information, pricing, or custom solutions, please contact us:

Website: <https://indzawo.co.za>

Email: [sales@indzawo.co.za](mailto:sales@indzawo.co.za)

Phone: +27 71 296 8473

Address: 22 Quantum Street, Midrand, 1685, Gauteng, South Africa

This document is for informational purposes only. Specifications subject to change without notice.

