




How to install the junction box





How to install the junction box

	<p>Learn how to install a junction box safely, from choosing the right box and mounting it correctly to making secure splices and following basic code-safe practices.</p>
---	--

	<p>Here, we will provide a step-by-step guide on how to install an electrical junction box. But first, let's take a look at the dangers of an incorrect installation.</p>
---	---

	<p>If you have basic circuit knowledge, the installation circuit is simple; you can install the junction box yourself. If you are installing the green wire or high-voltage circuits, you can seek a ...</p>
--	--

	<p>Safe electrical wiring starts here. Master code-compliant junction box installation, sizing, mounting techniques, and permanent accessibility.</p>
---	---

 <p>Typical Application Scenarios of HUAWEI OSN 1800 PSE</p>	<p>Here we will share a Step-by-Step Guide on how to install an electrical junction box. Whether you're setting up an outdoor power connection, solar system, or industrial control unit, ...</p>
---	---



A junction box provides a code-approved place to house wire connections, whether for outlets, switches, or splices. Here's how to install one.




Installing an electrical junction box is a handy skill for any homeowner to know. Check out this video where we walk you through how to install an electrical junction box step by...



When you're joining wires you need to use electrical junction boxes in order to comply with electrical codes. Never just connect wires with wire connectors outside a junction box.



If your house has visible wiring splices or if you need to add a new splice to extend a circuit, follow these simple steps to install a junction box.



A simple guide to setting up an electrical junction box Junction boxes protect electrical wires from damage, prevent shocks, and stop sparks from igniting flammable material nearby. To ...



In this blog, we'll guide you through the process of safely installing and using junction boxes, providing valuable insights for DIY enthusiasts.

Contact Us

For more information, pricing, or custom solutions, please contact us:

Website: <https://indzawo.co.za>

Email: sales@indzawo.co.za

Phone: +27 71 296 8473

Address: 22 Quantum Street, Midrand, 1685, Gauteng, South Africa

This document is for informational purposes only. Specifications subject to change without notice.

