

How to make a circular bend in a cable tray



How to make a circular bend in a cable tray



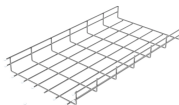
The meaning of MAKE is to bring into being by forming, shaping, or altering material : fashion. How to use make in a sentence.



Here''s how to create a seamless rolling 90-degree bend in cable tray! ☐☐ This guide walks you through each step, from marking and cutting to forming and joining.



The assembly guide below will help the cable tray installer make the bends and others without difficulty even he had never installed wire mesh cable trays before. Guide for making bends, tees, crosses, ...



The document provides instructions for forming various bends and joints in electrical trunking and cable trays. It describes: 1) How to mark and cut a right-angle ...



Includes a full demonstration on how bend steel cable tray using a bending machine. This is a step by set guide on how to make (fabricate) a 90 degree bend in metal cable tray and use ...



Simply make the appropriate cuts in the side wall of the tray you are joining a length to, bend down the side wall, and attach a TX bracket either side. Riser links must always be installed in pairs, one on ...



You can buy a manufactured 90 degree bend or make one on a cable tray bending machine but in this video I show you how to make one using a metal bar.



Understanding the various bending types for wire mesh cable trays can simplify installation, reduce costs, and improve overall cable management. At Madewithless, we understand ...



How to make a 90 electrical cable tray bend to measurement of your choice. Great if you are new or just forgot how to do it, this easy ...



Bring ideas to life #withMake From tasks and workflows to apps and systems, build and automate anything in one powerful visual platform. Trusted by 500 000+ Makers | Free forever




Discover the best techniques and tools to bend cable tray easily and efficiently. Learn step-by-step instructions and tips from industry experts.



To bring into existence by shaping, modifying, or putting together material; construct. Make a dress; made a stone wall.




Now you know that 160mm in 100mm cable tray will be 90°. So you can divide the 160mm by any number you want to get as many bends as you want. Eg. Divide 160mm / 8 = 20mm ...




MAKE definition: 1. to produce something, often using a particular substance or material: 2. To make a film or.... Learn more.



Design, build, and automate anything for your work by integrating apps like Make to create visual automated workflows. Choose from thousands of ready-made apps or use our no-code toolkit to ...



The document provides instructions for forming various bends and joints in electrical trunking and cable trays. It describes: 1) How to mark and cut a right-angle internal bend in a section of trunking, ...



Make enables the end user to build and install your package without knowing the details of how that is done -- because these details are recorded in the makefile that you supply. Make figures out ...



In GNU make, the feature of remaking makefiles makes this practice obsolete—you need never tell make explicitly to regenerate the prerequisites, because it always regenerates any makefile ...



Make drives efficiencies, solves problems, and speeds innovation by breaking down silos across your business. Cut complexity and move faster by automating everything from monitoring to incident ...

Contact Us

For more information, pricing, or custom solutions, please contact us:

Website: <https://indzawo.co.za>

Email: sales@indzawo.co.za

Phone: +27 71 296 8473

Address: 22 Quantum Street, Midrand, 1685, Gauteng, South Africa

This document is for informational purposes only. Specifications subject to change without notice.

