






Power Cabinet Wiring Table



Power Cabinet Wiring Table

 <p>Wall Mount Cabinet Server Racks Glass Door/Cam Lock Cooler fan</p>	<p>Learn the essentials of designing and wiring PLC control cabinets, including component selection, cooling, wiring tips, and safety standards.</p>
	<p>Learn how to build a PLC cabinet with expert tips on wiring, safety standards, component selection, and testing. Ensure efficiency & compliance with Linkewell's solutions.</p>
	<p>This article delves into the essential steps for creating a practical electrical cabinet, covering everything from layout principles to wiring methods. You'll learn about component division, ...</p>
	<p>Our innovative and ergonomically engineered wiring and assembly tables provide for efficient and stress free wiring and assembly of your electrical control panels.</p>
	<p>Learn the essentials of designing and wiring PLC control cabinets, including component selection, cooling, wiring tips, and safety standards.</p>



The wire size for control cables within the control panel must be a minimum of 18 AWG, with the exception of control cables for PLC inputs/outputs. The conductor cross-section is determined using ...



In the following slides, the symbols will be used to differentiate between protective earth connections and ground connections!



Highly advanced assembly tables are now available for sale online at cheap rates. Visit [Control Panel Supply](#) and see our great collections.



This guide will give you an overview of the most popular RS PRO parts for professional wiring of a control cabinet. Starting from bootlace ferrules to the right stripping and crimping tools, to cable ...



Offer power and charging right in the furniture. Sleek, stylish options don't disrupt your design—and bring much-needed connections right in arm's reach.



It includes diagrams for 1000V and 230V power distribution, main circuit breaker operation, contactor operation, 24V and 230V signals, and an optional arc monitor.

Contact Us

For more information, pricing, or custom solutions, please contact us:

Website: <https://indzawo.co.za>

Email: sales@indzawo.co.za

Phone: +27 71 296 8473

Address: 22 Quantum Street, Midrand, 1685, Gauteng, South Africa

This document is for informational purposes only. Specifications subject to change without notice.

