


Relay Protection Diagram Electrical Components



Relay Protection Diagram Electrical Components



Prepared by Working Group I5 Working Group Assignment presentation of protection and control relaying. The report will identify methodology behind these practices, present issues ...



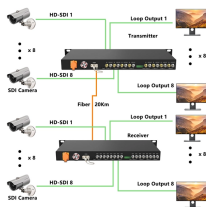
In this article, we embark on a journey through various components commonly found in various electrical diagrams, control and protection ...



Summary □ Several types of relays for different purposes exist in the area of power electronics and in this article, we are going to introduce engineers to the protective relays working ...




In fault conditions, the electrical quantities may change like current, voltage, phase angle & frequency. The protective relay diagram is shown below. A protective relay is used to protect the device once ...



A relay is an electrically operated switch. Learn how to wire a 4 or 5 pin relay with our wiring diagrams and understand how relays work.



They provide a visual representation of the electrical and mechanical components of relays, illustrating how they work together to protect power systems from over-current and short circuits.



Electromechanical relays may be connected together to perform logic and control functions, acting as logic elements much like digital gates (AND, OR, etc.). A very common form of ...



As the protected components of the electrical systems have changed in size, configuration and their critical roles in the power system supply, some protection aspects need to be revisited (i.e. the use of ...



Fundamental concepts and terminology will be taught using the electromechanical overcurrent relay as a foundation and then these concepts will be expanded to modern numerical relays.



In this article, we embark on a journey through various components commonly found in various electrical diagrams, control and protection schematics, shedding light on their functions, ...



Learn how to interpret and analyze a relay diagram, including the key components and symbols, with step-by-step guidance for practical application.

Contact Us

For more information, pricing, or custom solutions, please contact us:

Website: <https://indzawo.co.za>

Email: sales@indzawo.co.za

Phone: +27 71 296 8473

Address: 22 Quantum Street, Midrand, 1685, Gauteng, South Africa

This document is for informational purposes only. Specifications subject to change without notice.

