

Specifications and dimensions of the neutral busbar in the distribution box

02

High Quality Material



High hardness to resist external impact, Good Shaping Performance Good Look and Anti-rust








Overview

Calculate the correct busbar size using current (A) or power (kW). Features standard sizing, plus full IEC 61439 & NEC compliant verification for copper and aluminum busbars. WILLELE provides high-quality copper comb busbars and DIN rails for reliable circuit connection and modular panel assembly. Our phase distribution and circuit breaker busbars ensure excellent conductivity and precise spacing, while DIN rails are made from galvanized steel or aluminum for easy and. (1) Add Top Hat Rails, catalog number 141A-AHR45, page 23, to a module when a 141C-X40 (Adapter Extension Module) is being added to typically support the contactor on a 3 component starter. See also CrossBoard Universal Adapter Installation Instructions, publication 141C-IN004 for more information. Powerbus, I-Line, I-Line II Busway, Power-Zone The documentation available online is generally the latest. Technical Specification : "ABB BBS Busbar Systems" are designed, manufactured and tested to the IEC60439 Part 2, BSEN60439 Part 2, AS60439 and BS5486 Part 2 Rated insulation voltage Rated Current Rated operating frequency Dielectric Power frequency Test Temperature rise test Degree of Protection. Click Calculate to see the required area and recommended size. Enter derating factors, short-

circuit current. Eaton's Pow-R-Way III is a 600 V, totally enclosed, non-ventilated, sandwich bus design available with copper bus bars in ratings from 225-5000 A or with aluminum bus bars from 225-4000 A. Pow-R-Way III is available in outdoor feeder, indoor feeder, indoor plug-in and indoor sprinkler-proof.

Specifications and dimensions of the neutral busbar in the distribut

	<p>EBC-133 Earthing and Neutral Busbar Earthing/grounding connecting bar used for inter-connection of several earthing/grounding conductors.</p>
	<p>Standard Busbar Adapters without electrical connections include two connection clips. They are intended to form bigger platforms; for example: for reversing starters, starters with Smart Motor ...</p>
	<p>All models share a standard cross-section of 8-16 mm², with available lengths of 210 mm, 1000 mm, and 1016 mm, and rated for 50-80 A current capacity. Each type is designed for accurate phase ...</p>
	<p>Learn the IEC standard for busbar sizing as per IEC 61439, including current-carrying capacity, temperature rise limits, and design criteria for safe and efficient electrical distribution systems.</p>
	<p>This chart provides recommended busbar sizes for common continuous current ratings. The configurations shown are verified to pass typical IEC and NEC checks for thermal and short-circuit ...</p>



This catalog includes information on features, construction, application, installation, electrical data, busbar configuration, wiring diagrams, ...



This standard covers busbars used for low-voltage assemblies, power distribution, photovoltaic power systems, and electrical energy control. The IEC 61439 busbar standard also ...



RiLine busbar systems for individual switchgear and controlgear. Complete solutions up to 1600 A for AC or DC applications. 3-pole, tool-free mounting, short circuit-resistant up to 65 kA, fully contact ...



The Pow-R-Way III 200% neutral is manufactured with a single 0.50-inch (12.7 mm) thick bus bar, which receives the same silver-plating and Class B, 130°C Epoxy insulation as the phase bars.



This catalog includes information on features, construction, application, installation, electrical data, busbar configuration, wiring diagrams, and dimension drawings for Busway Systems.

Contact Us

For more information, pricing, or custom solutions, please contact us:

Website: <https://indzawo.co.za>

Email: sales@indzawo.co.za

Phone: +27 71 296 8473

Address: 22 Quantum Street, Midrand, 1685, Gauteng, South Africa

This document is for informational purposes only. Specifications subject to change without notice.

