


## Sudan Export Price of Anti-Signaling UPS Power Systems CIF Price



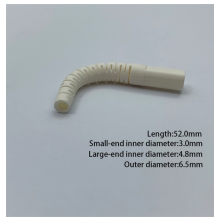
### Overview

Fill in the cells on the spreadsheet and you can calculate your selling prices based on the Incoterm chosen. The United Nations Comtrade database aggregates detailed global annual and monthly trade statistics by product and trading partner for use by governments, academia, research institutes, and enterprises. Explore it! Monthly, quarterly and yearly trade data. Import & export values, volumes, growth rates, market shares, etc. Trade Map provides - in the form of tables, graphs and maps - indicators on export performance, international demand. Average export price for ups power supply under Sub Chapter 8504 was \$101. This information is derived. In 2024, Sudan was the number 95 (out of 193) economy in the world in terms of GDP (\$49. Country ISO3 : SUD Country Code : 729 Income Group : Others Lending Category : Region : Currency Unit : WTO Member : No Export and Import. Sudan had a total export of 3,619,251. You can also build estimates of your distributors' margins and determine the approximate export selling price.

## Sudan Export Price of Anti-Signaling UPS Power Systems CIF Price



Information and reports on Ups Power Supply Exports Under Sub Chapter 8504 along with detailed shipment data, import price, export price, monthly trends, major exporting countries countries, major ...



Sudan Trade Statistics including exports and imports by partner and products, tariffs and relevant development indicators.



The following section uses the most recent trade data from partners of Sudan, displaying Trade Value, which represents the total monetary value of traded ...



Learn how to determine the total export price, or landed cost of an export shipment.



Data compiled by the United Nations Statistics Division covers approximately 200 countries and represents more than 99% of the world's merchandise trade. Information can be extracted in a variety...



Trade Map provides - in the form of tables, graphs and maps - indicators on export performance, international demand, alternative markets and competitive markets, as well as a directory of ...



This calculation sheet helps you calculate an export price in your own currency. Fill in the cells on the spreadsheet and you can calculate your selling prices based on the Incoterm chosen.




Access Sudan's trade profile. Data includes annual and monthly exports and imports, tariffs, foreign direct investment (FDI), global value chain (GVC) participation, and the Services Policy ...



The document provides a price list for Apollo and KSTAR UPS systems effective from April 26, 2025, detailing various models, capacities, and pricing based on quantity purchased.



Sudan exports, imports, tariff by year. For at a glance i.e. latest available trade, tariff, trade barriers and other trade related data [Click Here](#). Please note the exports, imports and tariff data are based on ...



The following section uses the most recent trade data from partners of Sudan, displaying Trade Value, which represents the total monetary value of traded goods during a period, reflecting the nominal ...

## Contact Us

For more information, pricing, or custom solutions, please contact us:

Website: <https://indzawo.co.za>

Email: [sales@indzawo.co.za](mailto:sales@indzawo.co.za)

Phone: +27 71 296 8473

Address: 22 Quantum Street, Midrand, 1685, Gauteng, South Africa

This document is for informational purposes only. Specifications subject to change without notice.

