


# Tailband groove process design





## Overview


This article offers a comprehensive overview of the grooving process, discussing its importance, and various stages, from design and planning to the final quality inspection. Understanding the Project Specifications 2. This is accompanied by important information about cutting data, application examples, solutions for difficult applications, as well as tips a cutting of life and e it milling, holemaking, threading or. Grooving is used in manufacturing processes to form precise and accurate grooves or recesses in metals normally. It enables a precise fit for parts like seals and O-rings. Grooving operations can create different geometries of varying sizes.


## Tailband groove process design

 <p>100G QSFP28 to 4x25G SFP28 AOC QSFP-4X25G-AOC-M</p> <p>10G QSFP+ to 4x10G SFP+ AOC QSFP-4X10G-AOC-M</p> <p>40G QSFP+ to 4x10G SFP+ AOC QSFP-4X10G-AOC-M</p> <p>10G QSFP+ to 4x10G SFP+ AOC QSFP-4X10G-AOC-M</p> <p>40G QSFP+ to 4x10G SFP+ AOC QSFP-4X10G-AOC-M</p> <p>AOC</p> <p>10G 25G 40G 10G</p>	<p>The depth and width of the groove depend on the part's design and the tool's shape. Cutting can be done in one pass for shallow grooves, or in multiple passes for deeper ones to avoid ...</p>
--	--

	<p>Essential for aerospace and automotive applications, mastering this process can enhance your manufacturing projects. Our guide covers groove geometry, material selection, and ...</p>
---	---


	<p>Tool-setting is a simple procedure preparing the tool for the groove diameter at hand where the OD and ID cutting edges are set according to the pitch to be used for a specific groove-diameter.</p>
--	--

	<p>The main parameters of this process are tool selection, material impact or selection, feed rate, speed and cutting depth. It serves as a foundation in modern manufacturing processes by adding precision, ...</p>
---	---

	<p>Grooving is a machining process used to create narrow, precise cuts or recesses on a workpiece. It is an essential technique in precision machining, enabling the creation of grooves for ...</p>
---	--



This process demands stable cutting equipment that maintain detailed dimensional accuracy with minimal deflection. You will find this technique particularly useful in creating ...



Successful groove machining depends on several key factors that affect machining quality, accuracy, and efficiency. These factors directly affect tool performance, surface smoothness, ...



The design of the cutting inserts (right/ left) can be determined by viewing the cutting edge from above where the parting off pip remains, unlike the tools, which are instead viewed from the front.



The depth and width of the groove depend on the part's design and the tool's shape. Cutting can be done in one pass for shallow grooves, or in multiple ...



To perform precise groove machining, it is important to understand the characteristics of each type of machining and the points of caution during the process. This article introduces the ...



This article offers a comprehensive overview of the grooving process, discussing its importance, and various stages, from design and planning to the final quality inspection.

## Contact Us

For more information, pricing, or custom solutions, please contact us:

Website: <https://indzawo.co.za>

Email: [sales@indzawo.co.za](mailto:sales@indzawo.co.za)

Phone: +27 71 296 8473

Address: 22 Quantum Street, Midrand, 1685, Gauteng, South Africa

This document is for informational purposes only. Specifications subject to change without notice.

