

Voltage measurement using optocoupler module




Voltage measurement using optocoupler module



Figure 26 shows a typical switching test circuit in a common-emitter configuration, where the optocoupler LED is driven with a square waveform (V_{in}) whose amplitude is adjusted based on the ...



I am trying to make a circuit that measures 10-30V DC with ...



An optocoupler (or opto-isolator) is a component that transfer signals between circuits using light. In this guide, you'll learn how they work and how you can use one in your own projects.



In this work, the use of a low-cost conventional optocoupler (4N35) in the galvanic isolation of an IoT voltmeter required to measure the potential ...



The easiest way to detect mains electricity using a microcontroller is with the optocoupler (optoisolator). It allows you to send information between two galvanically separated circuits.



I am trying to make a circuit that measures 10-30V DC with isolation. The measurement is done by the circuit, not manual. The measured voltage level/information is sent via an optocoupler to ...



Build a precision isolated high voltage DC sensing circuit based on Arduino where HCNR201 optocoupler is used to make isolation amplifier.




In this work, the use of a low-cost conventional optocoupler (4N35) in the galvanic isolation of an IoT voltmeter required to measure the potential difference of a low voltage direct...




It covers the IL300's coupling specifications, and circuit topologies for photovoltaic and photoconductive amplifier design. Specific designs include unipolar and bipolar responding amplifiers. Both single ...



These enable designers to learn how to quickly and easily implement the ACPL-K370/K376 opto-isolated voltage/current threshold detectors for their applications.



Texas Instruments' ISO1211 and ISO1212 devices provide a reliable and low-power alternative to optocouplers for 48-V to 300-V DC and AC detection. ISO121x devices integrate a 60-V hysteresis ...



The first step in this activity is to construct your own optocoupler using the infra-red LED and NPN photo transistor supplied with the ADALP2000 Analog Parts Kit.

Contact Us

For more information, pricing, or custom solutions, please contact us:

Website: <https://indzawo.co.za>

Email: sales@indzawo.co.za

Phone: +27 71 296 8473

Address: 22 Quantum Street, Midrand, 1685, Gauteng, South Africa

This document is for informational purposes only. Specifications subject to change without notice.

